
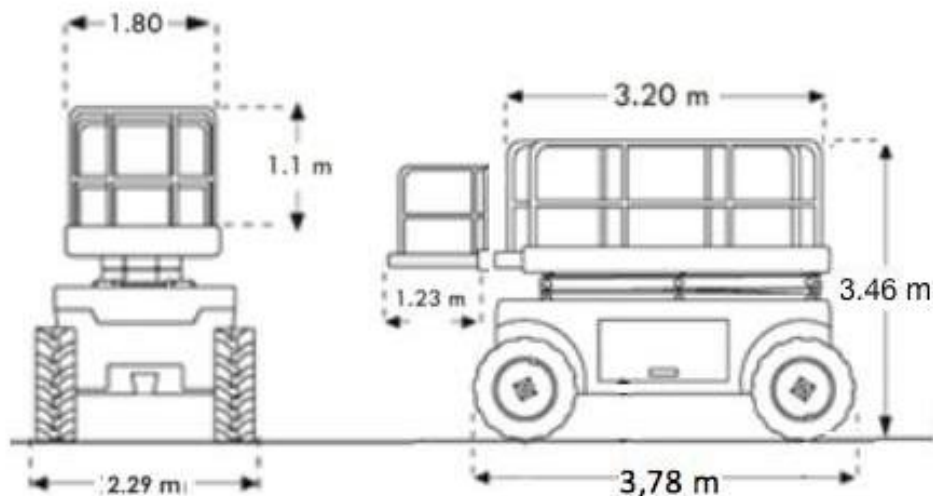


DIMENSIONES Y CAPACIDAD

JLG 44 RTS

Altura total de Trabajo con operario	14,19 m
Altura de la plataforma - Elevada	12,19 m
Altura de la plataforma - Retraida	3,46 m
Longitud	3,78 m
Ancho	2,31 m
Fuente Combustion	
Capacidad en canasta (Kilos)	454
Peso total del equipo (Kilos)	4.500

14,19 m
Con Operario



Brazo Telescópico

Brazo Eléctrico

Brazo Articulado

Tipo Tráiler

Tijeras

Unipersonales

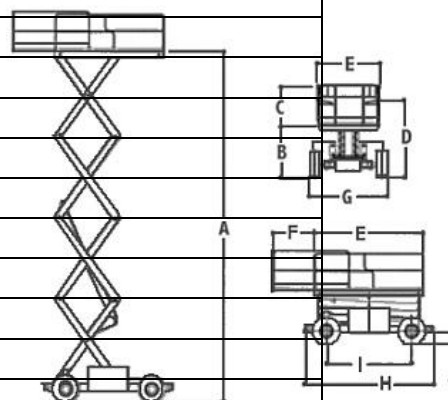
Telehandler

Tijeras 4X4

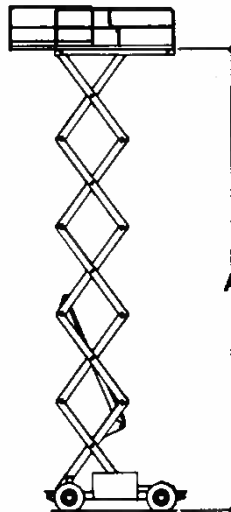
40RTS JLG, SCISSOR LIFT Specifications

40RTS JLG

STANDARD FEATURES	
• Movable, removable platform control box	• Descent alarm
• Heavy gauge steel chassis compartment hoods	• 4ft (1.22m) manual deck extension
• 3 degree slope alarm and light	• 110V-AC receptacle in platform
• Horn	• Scissor maintenance prop
• Lubrication free scissor arm brushing	• Manual descent pull cable
• Fold-down handrails on extension deck and removable main handrails	• Proportional hydrostatic drive control w/thumb steer
• Ground control console with hourmeter, water temperature gauge, oil pressure gauge, and voltmeter	
DIMENSIONAL DATA	
A Platform Height Elevated	39ft 6 in (121m)
B Platform Height Lowered	5 ft 8 in (1.73 m)
C Railing Height	435in (110m)
D Overall Height (rails lowered)*	8 ft. 2 in. (2.49 m)
E Platform Dimensions	71 in x 126 in (1.80 x 3.20 m)
F Deck Extension	4ft (1 23 m)
G Overall Width	7 ft 6 in (2.29 m)
H Overall Length	12ft 8in (3.86 m)
I Wheelbase	98 in (2.50 m)
J Ground Clearance	12 in (0.30 m)
Capacity	1,000 lbs (454 kg)
Capacity with Optional Deck Extension	750 lbs (340 kg)
Capacity on Optional Deck Extension	500 lbs (227 kg)
Lift/Lower Speed	65/35 sec
Maximum Drive Height	full height
4 ft Front Deck Extension	optional manual
Platform Material	steel tread plate
CHASSIS	
Drive Speed – 2 Wheel Drive	3.5 mph (5 6 kph)
Gradeability – 2 Wheel Drive	35%
Turning Radius (inside) – 2 Wheel Steer	12 ft 6 in (3.81m)
Turning Radius (outside) – 2 Wheel Steer	18 ft 1 in (5 51 m)
Tire Size	12x165
Tire Type	air
Brakes	spring applied multi disc
POWER SYSTEM	
Dual Fuel	
Gross Vehicle Weight	9,200 lbs. (4,175 kg)

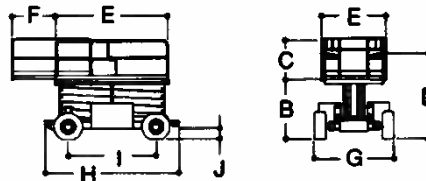


JLG MODEL 40RTS



DIMENSIONAL DATA

A. Platform Height Elevated.....	12.19 m (40 ft.)
B. Platform Height Lowered.....	1.73 m (5 ft. 8 in.)
C. Railing Height*	1.10 m (43.5 in.)
D. Overall Height (rails folded down)*	2.49 m (8 ft. 2 in.)
E. Platform Dimensions	1.80 m x 3.20 m (71 in. x 126 in.)
F. Manual Front Deck Extension (optional)*	1.22 m (4 ft.)
G. Overall Width	2.29 m (7 ft. 6 in.)
Overall Width w/Optional Tyres	2.31 m (7 ft. 7 in.)
H. Overall Length	3.78 m (12 ft. 5 in.)
I. Wheelbase	2.50 m (8 ft. 2 in.)
J. Ground Clearance	0.30 m (12 in.)
Capacity.....	454 kg (1,000 lbs.)
Capacity with Optional Deck Extension	340 kg (750 lbs.)
Capacity on Optional Deck Extension	165 kg (365 lbs.)
Lift/Lower Speed	65/35 sec.
Maximum Drive Height	8.0 m (26 ft. 3 in.)
Platform Material	steel tread plate
Gross Vehicle Weight**	4,500 kg (9,920 lbs.)



CHASSIS

Drive Speed - 2 Wheel Drive	5.6 kph (3.5 mph)
Drive Speed - 4 Wheel Drive (optional)	4.5 kph (2.8 mph)
Gradeability 2 Wheel	35%
Gradeability 4 Wheel (optional)	45%
Turning Radius (inside) - 2 Wheel Steer	3.81 m (12 ft. 6 in.)
Turning Radius (inside) - 4 Wheel Steer	1.68 m (5 ft. 6 in.)
Turning Radius (outside) - 2 Wheel Steer	5.51 m (18 ft. 1 in.)
Turning Radius (outside) - 4 Wheel Steer	3.43 m (11 ft. 3 in.)
Axle Oscillation (optional)	0.20 m (8 in.)
Tyre Size	12 x 16.5
Tyre Type	Foam Filled
Brakes	spring applied multi-disc

POWER SOURCE

Diesel Engine (optional)....Deutz F2L-1011	21 kW (28 hp) @ 2,800 rpm
Fuel Tank Capacity.....	56.8 L (15 gal.)
Hydraulic Reservoir	75.7 L (20 gal.)

* Additional 0.08 m (3 in.) height with optional deck extension.

** Gross vehicle weights may vary dependent on regional requirements.

Specification may change to meet country standards or with the addition of optional equipment

Plataforma 14.04 mts

Información dimensional

Altura pie hombre	12.04 mts
Capacidad	455 kg
Altura de Trabajo	14.04 mts
Capacidad Plataforma	455 kg
Capacidad de la extensión	227 kg
Dimensiones largo X ancho	3.20 X 1.80
Dimension extensión Plataforma	1.23 mts
Largo de la Maquina	3.78 mts
Ancho de la Maquina	2.29 mts
Altura recogida con Barandillas	2.83 mts
Altura recogida sin Barandillas	1.73 mts
Estabilizadores	Si
Pendiente maxima	45 °
Motor	Diesel
Traccion	4
Peso	4.500 kg



Características	40 RTS
A – Altura de trabajo	14.04 m
B - Altura pie de hombre	12.04 m
Capacidad plataforma	455 kg
Capacidad de la extensión	227 kg
C x D - Dimensiones Largo x Ancho	3.20 x 1.80 m
E – Dimensiones extensión plataforma	1.23 m
F – Largo total de la máquina	3.78 m
G – Ancho total de la máquina	2.29 m
H – Altura recogida con barandillas	2.83 m
I – Altura recogida sin barandillas	1.73 m
Estabilizadores	sí
Pendiente máxima admisible	45%
Motor	Diesel
Tracción	4
Peso	5960 kg

